

SMART-UP

CONSUMER EMPOWERMENT IN A SMART METER WORLD

---

# My SMART-UP Energy Diary

---



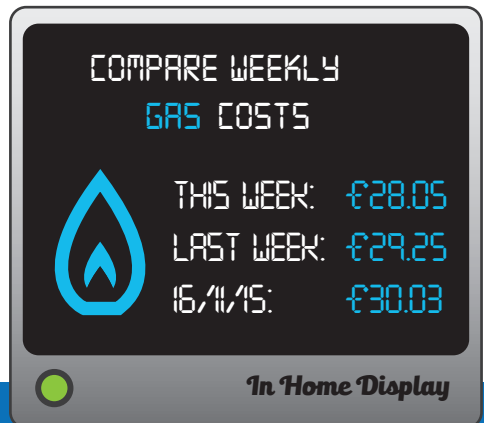
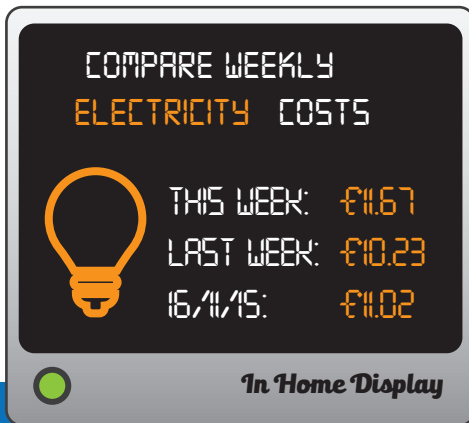
*Action for Warm Homes*

# My SMART-UP Energy Diary

Use your In Home Display (IHD) that comes with your smart meter to complete this energy diary. The diary will help you keep track of your weekly and monthly electricity and gas costs over time. You can also set a budget to manage or reduce your energy costs.

## Follow these steps to complete your SMART-UP Energy Diary:

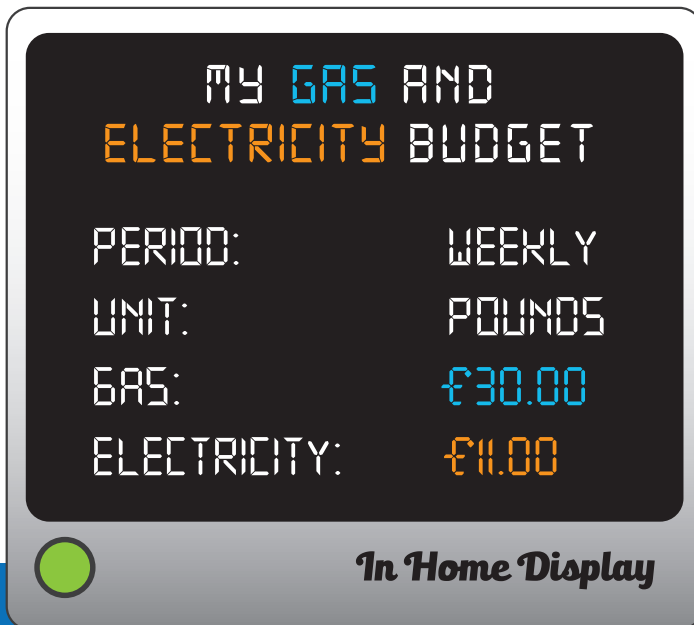
1. Select the screen on your IHD that shows your **Historical Usage**. Then choose the screen that shows your **Weekly Electricity Costs**. Record the weekly electricity cost here in My Electricity Diary. Repeat this each week until you have a good understanding of what your household is spending on electricity per week and how much this can vary from week to week.
2. At the end of each month record your Monthly Electricity Costs. Do this by selecting the screen on your IHD that shows your **Historical Usage**. Then choose the screen that shows your **Monthly Electricity Costs**. Record the monthly electricity cost here in My Electricity Diary.



## Do you have children?

Get them involved in saving energy around the house by asking them to complete the diary.

3. Once you're keeping track of your electricity costs, you might like to challenge yourself to reduce how much you spend on electricity by a few pence per day. Added up, this could lead to significant savings over the year. You can do this on your IHD by scrolling to the **Budget or Target** screen. Setting a budget can help you maintain electricity costs at an amount affordable to you.
4. Stay within budget by taking simple steps to control your electricity use. Refer to the energy advice leaflet from your housing provider or NEA's leaflet – Top 10 Tips to Stay Warm and Healthy In Your Home – for some simple energy saving ideas.
5. **Don't forget the gas:** Repeat the steps above to keep track of your gas use. Simply select Historical Usage on your IHD and refer to your Weekly Gas Costs and Monthly Gas Costs. Then record what you have spent here in My Gas Diary.



## Remember

It's important to stay warm and comfortable in your home – so set a budget that is right for you and your household.

# My Electricity Diary

	<b>Week</b> (Record the date the week begins on as marked on your IHD. For example, if the week starts on Monday 2 November 2015 record 2/11/15 in the space below.)	<b>Cost (£)</b>
<i>Example</i>	<i>2/11/15</i>	<i>£12.98</i>
1.		
2.		
3.		
4.		
5.		

	<b>Month</b>	<b>Cost (£)</b>
<i>Example</i>	<i>October</i>	<i>£50.13</i>
1.		
2.		
3.		
4.		
5.		
6.		
7.		
8.		
9.		
10.		
11.		
12.		

My [select: daily / weekly / monthly] electricity budget for [record month]

\_\_\_\_\_ is £ \_\_\_\_\_

My top two electricity saving actions to help meet this budget are:

1. \_\_\_\_\_

2. \_\_\_\_\_

# My Gas Diary

	<b>Week</b> (Record the date the week begins on as marked on your IHD. For example, if the week starts on Monday 2 November 2015 record 2/11/15 in the space below.)	<b>Cost (£)</b>
<i>Example</i>	<i>2/11/15</i>	<i>£17.98</i>
1.		
2.		
3.		
4.		
5.		

	<b>Month</b>	<b>Cost (£)</b>
<i>Example</i>	<i>October</i>	<i>£70.03</i>
1.		
2.		
3.		
4.		
5.		
6.		
7.		
8.		
9.		
10.		
11.		
12.		

My [select: daily / weekly / monthly] gas budget for [record month]

\_\_\_\_\_ is £ \_\_\_\_\_

My top two gas saving actions to help meet this budget are:

1. \_\_\_\_\_

2. \_\_\_\_\_

# My Standing Charges

On top of your usage costs as shown on your IHD energy companies will add a standing charge to your bill. This is a fixed daily amount that you pay suppliers to cover the cost of them providing you with a meter and keeping your home connected to the network. **You pay a fixed daily standing charge for electricity and a fixed daily standing charge for gas.**

To find out your standing charge scroll to the **Tariff screen on your IHD**. Record the standing charge for electricity and the standing charge for gas in the space below.

Note: if you change supplier or tariff your standing charge may also change.

**My standing charge for electricity is \_\_\_\_\_ pence per day.**

**My standing charge for gas is \_\_\_\_\_ pence per day.**

Calculate your fixed monthly electricity and gas costs (this is the amount of money you pay each month in addition to how much electricity and gas you use) using the following equations:

*Electricity standing charge (in pence) x Number of days in the month  
÷ 100 = Fixed monthly electricity costs in pounds*

*Gas standing charge (in pence) x Number of days in the month  
÷ 100 = Fixed monthly gas costs in pounds*

## Examples for October

**Electricity standing charge = 25p**

*25p x 31 ÷ 100 = £7.75 fixed  
electricity costs for October.*

**Gas standing charge = 19p**

*19p x 31 ÷ 100 = £5.89 fixed gas  
costs for October.*

## Don't forget

*It is important to take account of these fixed monthly costs when setting yourself a budget. Add them to your monthly usage costs recorded here in your gas and electricity diaries to find the total amount you pay per month to your energy supplier.*

**Example for October (electricity): £7.75 fixed electricity costs + £50.13 electricity usage costs = £57.88 total electricity costs for October.**



# SMART-UP

CONSUMER EMPOWERMENT IN A SMART METER WORLD

[www.smartup-project.eu](http://www.smartup-project.eu)

---

# My SMART-UP Energy Diary

---



This project has received funding from the European Union's *Horizon 2020 research and innovation programme* under grant agreement No 649669.

The sole responsibility for the content of this document lies with the authors. It does not necessarily reflect the opinion of the European Communities. The European Commission is not responsible for any use that may be made of the information contained therein.



***Action for Warm Homes***

© NEA 2015

NEA, West One, Forth Banks, Newcastle upon Tyne, NE1 3PA

NEA is an independent charity. Registration no. 290511

Company limited by guarantee. Registered in England no. 1853927